



kansas



RIVESTIMENTI



COMPLETAMENTE SFODERABILE



TESSUTO



STRUTTURA IN LEGNO

CARATTERISTICHE STANDARD



SEDUTA IN MEMORY FOAM



CUSCINI SPALLIERA IN POLIURETANO ESPANSO



CUSCINI SEDUTA IN POLIURETANO ESPANSO

CARATTERISTICHE OPZIONALI

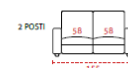


CUSCINI ARREDO

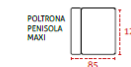
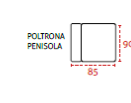
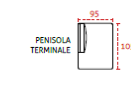
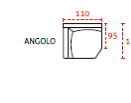
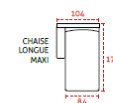
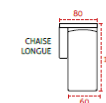


PIEDINI TUBOLARE CROMO O IN LEGNO RETTANGOLARE

STRUTTURE BASI



STRUTTURE EXTRA



COMPOSIZIONI

